



CITY OF EL MONTE

Community and Economic Development Department Building Division

Business Occupancy Permit Steps for Obtaining Approval

Step 1: Submit official “BUSINESS OCCUPANCY PERMIT” application at the Planning counter.

Planning will verify and approve the zoning for the proposed business location.

Step 2: Submit official “BUSINESS OCCUPANCY PERMIT” application at the Building counter.

Building Division will verify that there are no active Code Enforcement issues and no active permits. If pending Code Enforcement issues are present, Building permits have yet to be finalized, and/or a Certificate of Occupancy that has yet to be issued for a new Tenant Improvement, these items must be resolved before the “BUSINESS OCCUPANCY PERMIT” can move on to Step 3.

Step 3: Pay Fees

Submit official “BUSINESS OCCUPANCY PERMIT” application to the Cashier’s Office located inside City Hall East. The Cashier’s Office will collect the processing fee for the “BUSINESS OCCUPANCY PERMIT” application, as well as the City Business License fee.

Step 4(a): Building Division Inspection

Once all fees have been collected, applicant must call the Building Division to schedule an appointment for an on-site inspection at the proposed business location. Please make sure someone over the age of 18 is present for this inspection. The Building Inspector needs to have access to all areas at the proposed business location. Correction notices may be issued by the Building Inspector after the inspection has been completed. Corrections must be addressed – including supplemental permits pulled – and re-inspected within 10 City business days, otherwise the “BUSINESS OCCUPANCY PERMIT” application may be denied.

Step 4(b): Neighborhood Services Inspection

“BUSINESS OCCUPANCY PERMIT” applications will require an on-site inspection by the Neighborhood Services prior to final approval. The Building Division will provide a copy of the application to Neighborhood Services, after the Cashier’s Office has confirmed all fees have been paid. Building Division and Neighborhood Services will conduct the initial inspection on the same scheduled day. The Code Officer will call the applicant to schedule any follow up on-site inspections.

Step 5: Fire Department Approval/Inspection

Completed Form 30 packet to be emailed to: Fire-fparcadia@fire.lacounty.gov to LA County Fire Department. Contact Information: 125 S. Baldwin Ave., Arcadia, CA 91006- (626) 574-0963 MONDAY - THURSDAY 8AM -10AM. After LA County Fire has approved Form 30 packet, approval will be emailed by LAcFD to the Building and Safety Division for clearance of this requirement. The Fire Department will conduct their inspection after applicant's business has been opened.

Step 6: Business License

Once fees have been collected at the Cashier’s Office (Step 2), the Treasury/Licensing Department will process the City Business License. After the license has been processed and printed, the Treasury/Licensing Department will send the official license to the Building Department.

Step 7: “BUSINESS OCCUPANCY PERMIT” Issuance

If fees are paid and approvals are obtained from Step 1, 2, 4(a), 5, and – if applicable – 4(b), a “BUSINESS OCCUPANCY PERMIT” will be issued alongside a City Business License.

Please note: the following steps are in place to apply for a “BUSINESS OCCUPANCY PERMIT”. “BUSINESS OCCUPANCY PERMIT” approval is not guaranteed. “BUSINESS OCCUPANCY PERMIT” denials can be issued at any time during this process.

City Hall West • 11333 Valley Boulevard
Phone (626) 580-2050 • Fax (626) 580-2293
Monday - Thursday • 7:30 a.m. - 5:00 p.m.



CITY OF EL MONTE

Economic Development Department Building Division

Business Occupancy Permit Checklist

During the approval process for a “Business Occupancy Permit” application, different agencies will be performing on-site inspections, researching the property and the proposed business, and verifying payment of application fees (see the “Business Occupancy Permit: Steps for Obtaining Approval” handout for more detailed information). The agencies that will be performing on-site inspections are the Building Division and Neighborhood Services. The specific inspections and research that will be performed by the above agencies may consist of, but are not limited to, the following:

- The occupancy class of the proposed business
- The proposed use on the “Business Occupancy Permit” application matches what is on site
- All prior permits for the business location have been finalized
- The existing parking lot for is in good condition
 - ▶ Is re-paving and/or re-striping required?
- The landscape surrounding the business is well-maintained, as well as the public right-of way
- The exterior of the building is good condition
 - ▶ Is standard maintenance required, such as re-painting or minor repairs?
- All trash shall be in an approved trash enclosure(s).
- Verify on-site lighting is adequate for parking lot, walkways, and entrance
- Existing security bars have received prior Zoning Clearance approval and permits, and are located only within the interior of the building
- Signage has been permitted and complies with all regulations
 - ▶ Banners are considered temporary signage, valid for only 30 days, once every 180 days. Banners are only allowed to be affixed to the building in which the tenant is occupying and cannot exceed more than 2 banner at 30 square feet.
 - ▶ Window signs may not exceed 10% of the total window area.
 - ▶ Neon framing of windows is not permitted.
 - ▶ Flag banners are not permitted.
 - ▶ Moving, rotating, and/or revolving signs are not permitted.
 - ▶ Signage within the public thoroughfare is not permitted.
 - ▶ Blinking or flashing signs are not permitted, except for time and temperature signs.
 - ▶ Windblown devices and/or balloons are not permitted, except for vehicle sales lots.
- Verify existing work located inside the tenant space have obtained all required permits, and those permits have been finalized
- The building complies with the Building Code in regards to electrical, plumbing, mechanical, ingress and egress, and fire life safety

If you have any additional questions, please feel free to contact the Building Division.



COUNTY OF LOS ANGELES FIRE DEPARTMENT FIRE PREVENTION DIVISION

Form 30 (8/08)

NOTICE TO PROSPECTIVE BUSINESSES STATEMENT OF INTENDED USE

Various processes and situations in commercial and industrial establishments can create fire and life safety hazards. In order to provide a reasonable degree of safety to life and protection of property, specific requirements have been established in the Fire, Building, and Life Safety Codes. To help us assess what particular laws apply to your business, please provide the following information:

PART I – Building Information

Business Name: _____

Business Address: _____

Number of Buildings: _____ Type of Construction: _____ Square footage: _____

PART II – Questionnaire

	YES	NO
1. Will you have over 500 square feet of <u>high-piled combustible storage</u> ? (> 12' or > 6' for High Hazard Commodities) See Part V of this form for more information.	<input type="checkbox"/>	<input type="checkbox"/>
2. Will you be storing more than 2500 cubic feet of miscellaneous <u>combustible materials</u> ?	<input type="checkbox"/>	<input type="checkbox"/>
3. Will you store, transport on site, dispense, use, or handle <u>hazardous materials</u> ? (FC Table 105.6.20)	<input type="checkbox"/>	<input type="checkbox"/>
4. Will you store, handle, use, apply, or dispense <u>flammable or combustible liquids or powder coating</u> ?	<input type="checkbox"/>	<input type="checkbox"/>
5. Will you store, handle, or use <u>compressed gases including liquefied petroleum gases</u> ? (FC Table 105.6.8)	<input type="checkbox"/>	<input type="checkbox"/>
6. Will you produce, store, handle, or transport onsite <u>cryogenic fluids</u> ? (FC Table 105.6.10)	<input type="checkbox"/>	<input type="checkbox"/>
7. Will you store, use, or handle <u>radioactive materials</u> more than 1 microcurie or any amount that requires a permit from The Nuclear Regulatory Commission?	<input type="checkbox"/>	<input type="checkbox"/>
8. Will you store or handle more than 25 lbs of <u>pyroxylin plastics</u> or use any such material in a manufacturing process?	<input type="checkbox"/>	<input type="checkbox"/>
9. Will you melt, cast, heat treat, or grind more than 10 lbs of <u>magnesium or other combustible metals</u> ?	<input type="checkbox"/>	<input type="checkbox"/>
10. Will your store or handle an aggregate quantity <u>aerosol products</u> in excess of 500 lbs. net weight?	<input type="checkbox"/>	<input type="checkbox"/>
11. Will you manufacture more than one gallon of <u>organic coating</u> per day?	<input type="checkbox"/>	<input type="checkbox"/>
12. Will you store, handle, sell, or use any <u>model rocket engines, pyrotechnic materials or fireworks</u> ?	<input type="checkbox"/>	<input type="checkbox"/>

	YES	NO
13. Will you have a <u>refrigeration</u> system with >220 lbs Group A1 or 30 lbs of any other refrigerant?	<input type="checkbox"/>	<input type="checkbox"/>
14. Will you store or handle loose <u>combustible fibers</u> in excess of 100 cubic feet?	<input type="checkbox"/>	<input type="checkbox"/>
15. Will you install or operate a stationary <u>lead-acid battery system</u> with more than 100 gallons of liquid capacity?	<input type="checkbox"/>	<input type="checkbox"/>
16. Will you conduct fruit or crop ripening operations using <u>ethylene gas</u> ?	<input type="checkbox"/>	<input type="checkbox"/>
17. Will you <u>produce combustible dust</u> ?	<input type="checkbox"/>	<input type="checkbox"/>
18. Will you operate a <u>place of assembly</u> (drinking, dining, or gathering) with a single room occupant capacity of 50 or more people?	<input type="checkbox"/>	<input type="checkbox"/>
19. If YES to #18, Will you have <u>liquid or gas fueled vehicles or equipment</u> ; use <u>open flames or candles</u> ; or store, use, or handle <u>cellulose nitrate film</u> in an assembly occupancy?	<input type="checkbox"/>	<input type="checkbox"/>
20. Will you operate a <u>carnival or a fair, or an amusement, covered mall, exhibit or trade show building</u> ?	<input type="checkbox"/>	<input type="checkbox"/>
21. Will you use <u>dry cleaning equipment</u> ?	<input type="checkbox"/>	<input type="checkbox"/>
22. Will you operate an <u>industrial baking oven, or a power coating or spray finish booth or room</u> ?	<input type="checkbox"/>	<input type="checkbox"/>
23. Will you be conducting <u>welding, cutting, or other hot work operations</u> ?	<input type="checkbox"/>	<input type="checkbox"/>
24. Will you be using <u>open-flame devices including torches, candles, lanterns, or portable cooking appliances</u> ?	<input type="checkbox"/>	<input type="checkbox"/>
25. Will you conduct any form of <u>open burning, or create a bonfire, rubbish, or recreational fire</u> ?	<input type="checkbox"/>	<input type="checkbox"/>
26. Will you be conducting activities or create a condition near a <u>hazardous fire area</u> (wildfire area) that could accidentally ignite a wildfire?	<input type="checkbox"/>	<input type="checkbox"/>
27. Will you have a <u>lumber yard or wood working plant</u> which stores or processes 100,000 board feet of lumber?	<input type="checkbox"/>	<input type="checkbox"/>
28. Will you store <u>wood chips, hogged material, lumber, or plywood</u> in excess of 200 cubic feet?	<input type="checkbox"/>	<input type="checkbox"/>
29. Will you conduct any <u>fumigation or thermal insecticidal fogging</u> operations?	<input type="checkbox"/>	<input type="checkbox"/>
30. Will you operate an <u>auto wrecking, waste handling, or commercial rubbish handling facility</u> ?	<input type="checkbox"/>	<input type="checkbox"/>
31. Will you <u>remanufacture tires</u> or store over 2,500 cubic feet of tires or <u>tire byproduct</u> ?	<input type="checkbox"/>	<input type="checkbox"/>
32. Will you operate a <u>repair garage</u> or <u>fuel dispensing facility</u> for automotive, marine, or fleet equipment?	<input type="checkbox"/>	<input type="checkbox"/>
33. Will you perform <u>floor finishing</u> over 350 sq ft using Class I or II liquids?	<input type="checkbox"/>	<input type="checkbox"/>
34. Will you operate a <u>temporary sales lot</u> for the sale of Christmas trees or pumpkins?	<input type="checkbox"/>	<input type="checkbox"/>
35. Will you install or use any type of <u>temporary membrane structure, tent, or canopy</u> ?	<input type="checkbox"/>	<input type="checkbox"/>
36. Will you conduct any <u>motion picture, television, commercial, or related film production</u> ?	<input type="checkbox"/>	<input type="checkbox"/>
37. Will you be removing or using a <u>privately owned fire hydrant</u> ?	<input type="checkbox"/>	<input type="checkbox"/>

PART II – Questionnaire continued...

YES NO

38. Is your building equipped with automatic fire sprinklers?

If YES provide the following information: *(The following information can usually be found on the main sprinkler system riser for each system or the Fire Department Connection (FDC) or can sometimes be obtained from the property owner.)*

a) Date of last fire sprinkler system testing or maintenance as per CCR Title 19 (recorded on State Fire Marshal Forms AES 1-9): _____

b) Below is a list of common types of sprinkler systems. Complete the information for the type of system installed in your building:

◆ **CALCULATED:** _____ GPM/SqFt _____ Design Area (i.e. .3/3000)

◆ **PIPE SCHEDULE (non-calculated):** ___ Light Hazard ___ Ordinary Hazard ___ Extra Hazard

◆ **EARLY SUPPRESSION FAST-RESPONSE (ESFR):** _____ PSI ESFR K Factor _____

c) Is the sprinkler system electronically supervised? If YES then:

Fire sprinkler alarm monitoring company: _____

39. Is your building equipped with a standpipe system (fire hose or fire hose connections)? If YES:

a) Type and location: _____
(Certification information can usually be found on labels on the main standpipe system riser for each system)

b) Date of last standpipe system testing or maintenance as per CCR Title 19 (recorded on State Fire Marshal Forms AES 1-9): _____

40. Is your building equipped with any other type of manual or automatic fire extinguishing system?
(Halon, Clean Agent, FM-200, Kitchen Hood System, Spray Booth) If YES then:

a) Type and location: _____

b) Date of last automatic extinguishing system testing or maintenance as per CCR Title 19 (recorded on State Fire Marshal Forms AES 1-9): _____

41. Is your building equipped with a manual or automatic fire alarm system? If YES then:
(smoke detector, heat detector, or manual pull)

a) Date of last alarm system test: _____

b) Is the fire alarm system electronically supervised? If YES:

Fire alarm monitoring company: _____

42. Maximum number of employees working at one time: _____

43. Hours of operation: _____ To _____

44. Describe the method of disposing of combustible or hazardous waste materials:

PART III – Intended Use Statement

1. **SUBMIT A LETTER:** Submit a signed, legible letter (preferably typewritten and on your company's letterhead) stating your intended use for the property. In the letter, describe materials you will be storing and using on the property. Explain the method of storage (e.g., racks, pallets), storage dimensions, and where the materials will be located on the property. Describe how you will be using the materials. Provide details to any item(s) marked "yes" in Part II and explain any planned alterations to the building. **(See attached example).**
2. **SUBMIT SITE PLAN / FLOOR PLAN:** Submit site plan drawn to rough scale showing the property size and location, building size and location on property, both in square feet. Show all exit doors, fire extinguishers, fire hose cabinets, special fire or life safety systems, and any item(s) marked "yes" in Part II. **(See attached example).**

PART IV – Hazardous Materials Non-Handler Declaration:

HAZARDOUS MATERIALS NON-HANDLER DECLARATION (FORM 585)

{ } THIS BUILDING WILL USE HAZARDOUS MATERIALS IN EXCESS OF NON-REPORTABLE AMOUNTS.

{ } THIS BUILDING WILL NOT USE HAZARDOUS MATERIALS OR USES NON-REPORTABLE AMOUNTS.

A hazardous material may be broadly defined as any material that because of its quantity, concentration, or physical or chemical characteristics, poses a significant, present, or potential hazard to human health and safety, property, or to the environment. A hazardous material includes, but is not limited to, any substance or material which the handler or the administering agency has a reasonable basis for believing would be injurious to a person's health and safety or harmful to the environment if released into the work place or surrounding areas.

By signing below, I declare that the above named business, organization, or occupant will not handle a hazardous material or mixture containing hazardous material which has a quantity at any one time during the reporting year equal to, or greater than, a total weight of 500 pounds, or a total of 55 gallons, or 200 cubic feet at standard temperature and pressure for compressed gas.

Print Name and Title of Declarer: _____ Date: _____

Declarer Signature: _____ Fire Department Representative: _____

PART V – High-Piled Combustible Storage:

In Chapter 23 of the County of Los Angeles Fire Code, high-piled combustible storage is defined as: Storage of combustible materials [product and/or packaging] in closely packed piles (floor storage) or combustible materials on pallets, in racks, or on shelves where the top of storage is **greater than 12 feet in height**. High-piled combustible storage also includes certain high hazard commodities, such as rubber tires, 'Group A' plastics, flammable liquids, idle pallets, and similar commodities, where the top of the storage is greater than six feet in height.

It is very important to contact a fire inspector prior to consideration of storing high-piled combustible storage. Many of the permit requirements must be built into your building. If your building is not approved for high-piled combustible storage it may be cost prohibitive. For example, if you have a pipe schedule sprinkler system no high-piled storage is permitted until the system is calculated. A fire inspector can assist you with fire department requirements.

{ } **THIS BUILDING WILL NOT BE USED FOR HIGH-PILED COMBUSTIBLE STORAGE.**

{ } **THIS BUILDING WILL BE USED FOR HIGH-PILED COMBUSTIBLE STORAGE. "Permit Required."** Contact a Fire Inspector for permit requirements.

{ } **THIS BUILDING IS A SPECULATION BUILDING WITHOUT A TENANT AT THIS TIME.** The tenant will be notified to contact the Fire Department prior to use of the building.

FIRE DEPARTMENT STAMP

TO GET A STAMP FROM THE FIRE DEPARTMENT YOU MUST BRING THE FOLLOWING ITEMS TO THE JURISDICTIONAL FIRE PREVENTION OFFICE:

- THE STATEMENT OF INTENDED USE FORM 30, COMPLETELY FILLED OUT
- A SIGNED LETTER FROM THE BUSINESS OWNER, OR AUTHORIZED AGENT (SEE PAGE 4)
- A FLOOR PLAN / SITE PLAN OF THE BUILDING
- THE OCCUPANT EMERGENCY INFORMATION, COMPLETELY FILLED OUT (PAGE 7)

FIRE DEPARTMENT STAMP:

THE FOLLOWING PERMITS ARE REQUIRED:

PERMIT INFORMATION SHEETS WILL BE PROVIDED FOR REQUIRED PERMITS. (Permit Information Sheets are also available for viewing on our website. Go to www.fire.lacounty.gov, under Fire Prevention Division look for "Permit Requirements.")

PERMITS WILL ONLY BE ISSUED BY A FIRE INSPECTOR. PLEASE CONTACT YOUR FIRE INSPECTOR TO SCHEDULE AN INSPECTION.

FIRE EXTINGUISHER REQUIREMENTS

(This section to be completed by Fire Department personnel.)

Primarily Class A Fire Hazards (Ordinary Combustibles):

- { } Light Fire Hazard: Provide a minimum of (1) 2A10BC rated fire extinguisher mounted in an accessible, conspicuous area. One extinguisher is required for every 6,000 square feet and the travel distance to a fire extinguisher shall not exceed 75 feet from any point hazard involved. Mount in an accessible and conspicuous location.
- { } Ordinary Fire Hazard: Provide a minimum of (1) 2A10BC rated fire extinguisher mounted in an accessible, conspicuous area. One extinguisher is required for every 3,000 square feet and the travel distance to a fire extinguisher shall not exceed 75 feet from any point of the hazard involved. Mount in an accessible and conspicuous location.
- { } Extra Fire Hazard: Provide a fire extinguisher with a minimum Class A rating of 4. One extinguisher is required for every 4,000 square feet. Travel distance to a fire extinguisher shall not exceed 75 feet from any point from the hazard involved. Mount in an accessible and conspicuous location.

Class B Fire Hazards Present (Flammable/Combustible Liquids with depths .25" or less):

- { } Light Fire Hazard: Provide a fire extinguisher with a minimum Class B rating of 10 mounted in an accessible, conspicuous area. The travel distance to a fire extinguisher shall not exceed 50 feet from any point from the hazard involved. Mount in an accessible and conspicuous location.
- { } Ordinary Fire Hazard: Provide a fire extinguisher with a minimum Class B rating of 10 with an allowable a maximum or 30 feet travel distance or a fire extinguisher with a minimum Class B rating of 20 with a maximum allowable travel distance of 50 feet from the hazard involved. Mount in an accessible and conspicuous location.
- { } Extra Fire Hazard: Provide a fire extinguisher with a minimum Class B rating of 40 with a maximum feet travel distance of 30 feet or a fire extinguisher with a Class B rating of 80 with allowable maximum travel distance of 50 feet from the hazard involved. Mount in an accessible and conspicuous location.

Special Hazard Protection (Grease and Combustible Metal):

- { } Commercial Kitchen Hood System – One Class K fire extinguisher shall be placed within 30 feet of all grease cooking operations in a commercial kitchen. Protection of a multiple deep fat fryer appliance installation shall be as per Fire Code 904.11.5.2. Mount in an accessible and conspicuous location. Care shall be used to insure that the K Class extinguisher and not the other type of extinguishers will be used in the event of a grease fire involving cooking equipment. Multi-purpose fire extinguishers may compromise the effectiveness in wet chemical kitchen hood extinguishing systems.
- { } Hazards involving the ignition of Class D combustible metals such as magnesium, titanium, zirconium, sodium, lithium, and potassium shall be protected as per NFPA 10 standard for areas where combustible metal powders, flakes, shavings, chips, or similarly sized products are generated. Travel distance to a fire extinguisher/fire extinguishing agent shall not exceed 75 feet from any point from the hazard involved. Mount in an accessible and conspicuous location.

See Fire Code Table 906.1 for additional specified areas for required fire extinguisher placement.

Occupant Emergency Information

GENERAL INFORMATION:

Business Name: _____

DBA/AFA/FKA: _____ Effective Date: _____

Street Address: _____ Suite/Apt _____

City: _____ State: _____ ZIP+4: _____

___ new construction, name change, or ownership change: _____

___ a new occupant moving in and the previous occupant/business has moved out _____

___ sharing the above address with another occupant/business by the name of: _____

Mailing Address (only if different than above): _____

Phone: (____) _____ ext _____ Fax: (____) _____

Generic E-mail: _____ Number of employees: _____

Senior Person: _____ Title: _____

Describe Property Use: _____

Hazardous Material: _____

Notes/Special Concerns: _____

Thomas Guide: _____ Cross Street: _____

City License/Permit #: _____ Zone: _____ Fire Station #: _____

Water Company : _____ Phone: (____) _____

PROPERTY INFORMATION:

Landlord/Property Owner Name: _____ Phone: (____) _____

Address: _____

Contact Person Name: _____ Title: _____

Occupancy Code: ___ Roof Type: _____ SQFT: _____ Stories: _____ High Piled: ___ Fire Sprinklers: _____

Basement: ___ Target Hazard: ___ HM Handler: ___ FD Permit: ___

EMERGENCY CONTACT INFORMATION: (24 Hour number – usually home phone)

1st Person to contact: _____ Title: _____ Phone: (____) _____

2nd Person to contact: _____ Title: _____ Phone: (____) _____

3rd Person to contact: _____ Title: _____ Phone: (____) _____

Alarm Company: _____ Phone: (____) _____

(Sample Statement of Intended Use Letter)

Big Ben Furniture company
1000 South Anyplace
Your City, CA 00000

April 26, 2002

To Whom It May Concern:

The following information is in answer to your request regarding the business operation to be conducted at the above address.

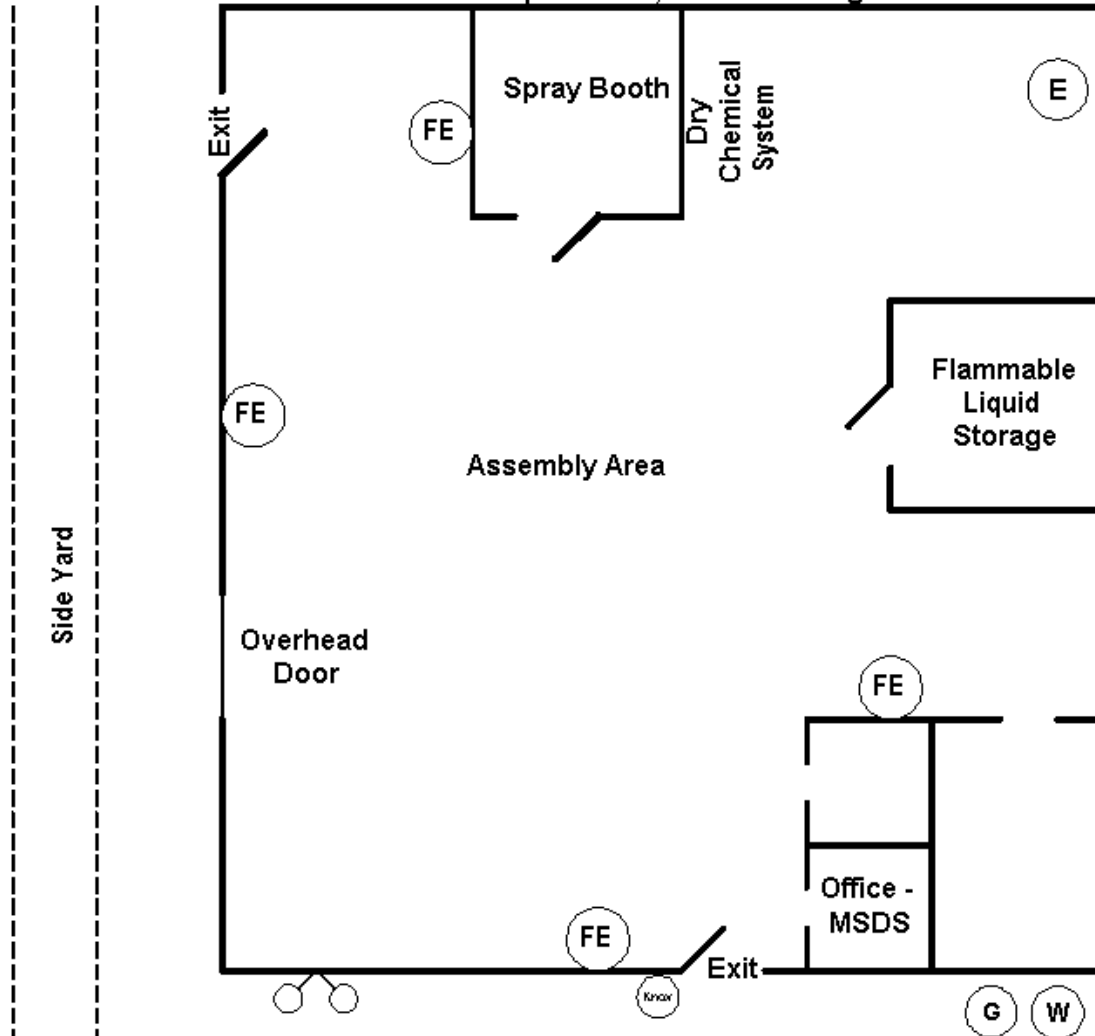
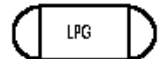
1. Operations conducted in the building are as follows:
 - a) Upholstery – manufactures loose cushions for wood and metal furniture as well as some fully upholstered furniture.
 - b) Plastic furniture – manufacture plastic furniture out of extruded plastic tubing. Operations include cutting, thermoforming and assembly.
 - c) Spray painting – painting of all necessary items. All spray painting to take place in spray booth.
 - d) Warehousing of wood and metal furniture components.
 - e) General office activities.
2. See attached plot plan.
3. Materials to be stored include the following.
 - a) Metal and wood furniture frames stacked upon themselves
 - b) Wood furniture parts palletized.
 - c) Upholstery materials in racks 6 feet high.
 - d) Plastic tubing and furniture parts in racks 6 feet high.
4. Materials are stored both in racks, on pallets, and free standing. Maximum height of storage is 10 feet.
5. No alterations are planned at this time.

Sincerely,

John J. Jones
President

JJJ:ab

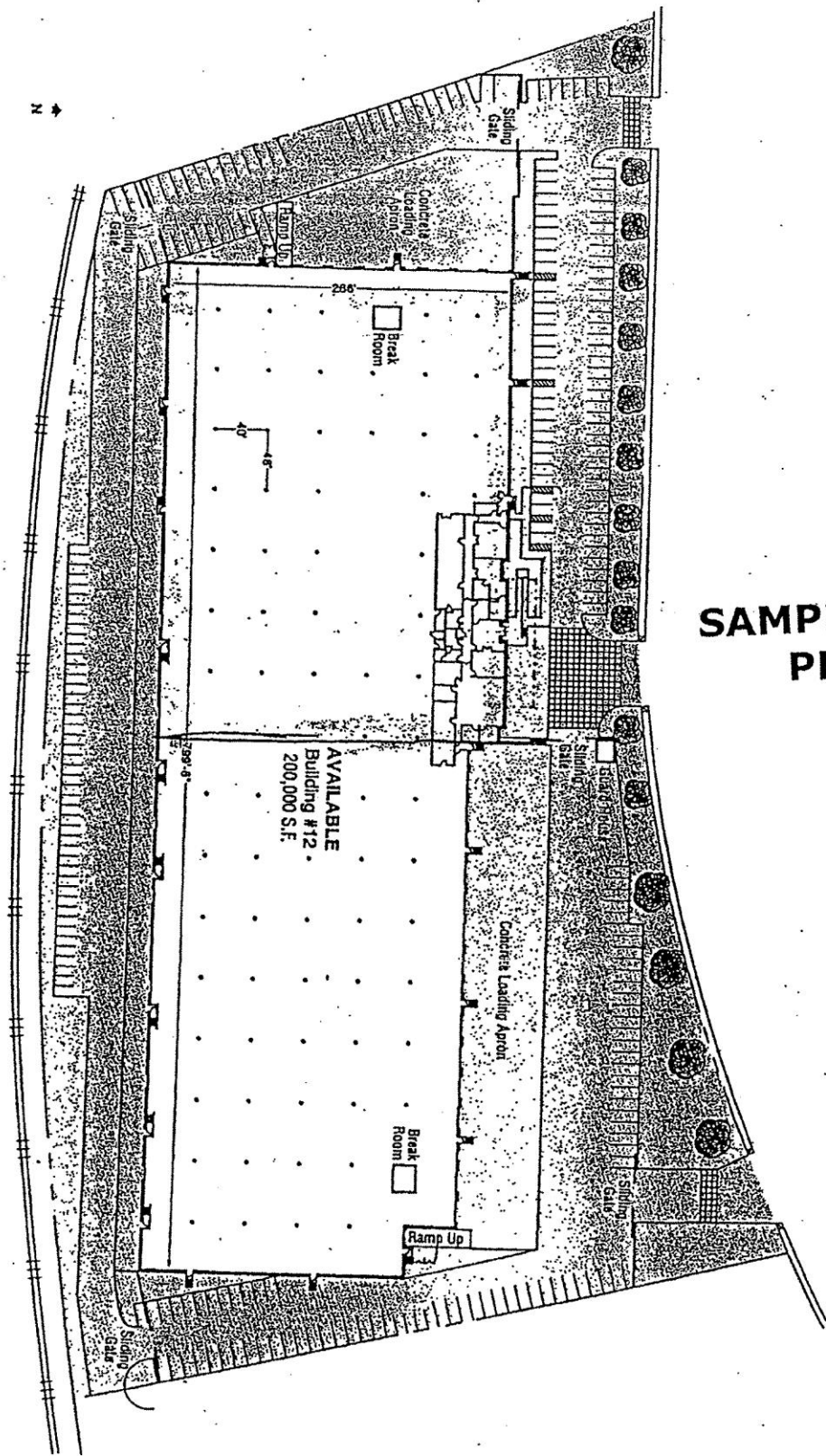
Gary's Auto Body
17056 Gale Ave, Industry
7500 Square Feet, Block Building



SAMPLE FLOOR PLAN

Gale Avenue

- G** Gas Shut-Off
- FE** Fire Extinguisher
- Knox** Access Keys
- W** Water Shut-Off
- E** Electrical Panel



SAMPLE SITE PLAN